

DESCRIPTION AND PREPARATION

- A board with 16 squares.
- 16 different pieces each with 4 characteristics (fig. 1): light or dark, round or square, tall or short, solid or hollow.

At the start of the game, the pieces are arranged at the side of the board.

OBJECTIVE OF THE GAME

To establish a line of four pieces, with at least one common characteristic (fig. 2) on the board.

The line of pieces may be across the board, up and down, or along a diagonal (fig. 3).

GAME SEQUENCE

- The players throw dice to see who starts.
- The first player selects one of the 16 pieces and gives it to his opponent (fig. 4).
- That player places the piece on any square on the board; he must then choose one of the 15 pieces remaining and give it to his opponent.
- In his turn, that player places the piece on an empty square, and so on...

WINNING THE GAME

The game is won by the first player to call "QUARTO!" (fig. 5).

1 A player calls "QUARTO!" and wins the game when, as he places the piece given to him:

- > He creates a line of 4 light pieces or 4 dark pieces or 4 round pieces or 4 square pieces or 4 tall pieces or 4 short pieces or 4 solid pieces or 4 hollow pieces.

Different characteristics can accumulate.

- > He does not need to have placed the 3 other pieces himself.

- > He must declare his win by calling "QUARTO!"

2 If this player has not noticed the alignment and passes a piece to the opponent:

- > The latter may "at that moment" call "QUARTO!" and indicate the alignment:

He wins the game.

3 If none of the players sees the alignment during the move during which it is created, it loses all value and the game continues.

END OF THE GAME

- Game winner: A player who calls and points out a "QUARTO!"
- Game even: All the pieces have been placed and no winner declared.

DURATION OF THE GAME

- From 10 to 20 minutes. In a tournament, each player may be allocated a time limit of 1 minute per move.

VARIATION FOR BEGINNERS (FOR EXAMPLE, CHILDREN...)

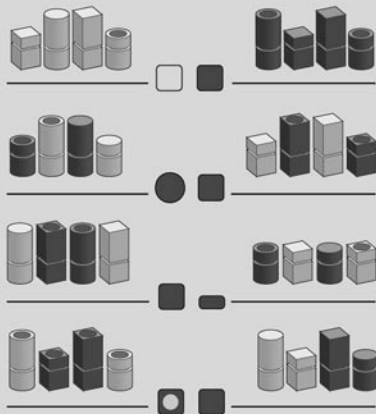
Until you are familiar with the game, you can play with 1, 2 or 3 features as line criteria.

For example: Create on the board a line of 4 pieces of the same colour. (just one feature chosen).

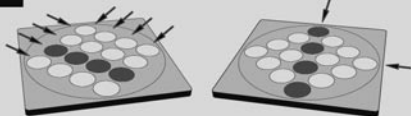
VARIATION FOR ADVANCED PLAYERS

The objective of the game is to create a line or a square of 4 pieces having at least one common feature (fig. 6). There are then 9 additional ways of calling "QUARTO!"

1 - 2



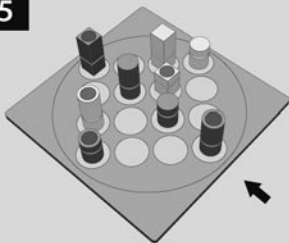
3



4



5



QUARTO!

6

